

CURRICULUM VITAE

Name: **Fred Burbank, M.D.**
12 Old Ranch Road
Laguna Niguel, CA 92677
U.S.A.
(949) 496-0026 (office)
e-Mail: Fburbank@cox.net

Date of Birth: February 21, 1942

Place of Birth: Omaha, Nebraska U.S.A.

Marital Status: Married



PRIVATE COMMERCIAL ENTERPRISES

May 1, 1980 Palo Alto, CA
Incorporator of Burbank Enterprises, Inc.
A California Corporation formed for the
Production and Distribution of Audio-Safe™,
a patented, car radio lock. The Audio-Safe™ product
line was sold to Rebel Electronics in Montgomery,
Alabama.

December 15, 1988 Palo Alto, CA
Incorporator of Newport Digital Incorporated
A California Corporation formed for the
Production and Distribution of Hewlett Packard
compatible computer equipment. This company
currently is privately held and operates profitably in
Irvine, CA

July 6, 1993

Palo Alto, CA
Incorporator of Biopsys Medical, Inc. (jointly with Thomas J. Fogarty, M.D.), initially a California Corporation formed for the Production and Distribution of diagnostic breast biopsy instruments.

CEO and Chairman of the Board of Biopsys Medical, Inc. from incorporation in 1993 to the fall of 1995. Also, primary inventor of the Mammotome breast biopsy device and related patents and originator of the Breast Center Manager software system.

Biopsys went public at \$15/share in 1996 and in 1997 was sold to Johnson & Johnson for \$27.33/share for a sale valuation of \$310M.

August 18, 1997

Wilmington, Delaware
Incorporator of Vascular Control Systems, Inc. (formerly HysteRx, Inc.), a Delaware corporation formed for the Production and Distribution of uterine fibroid therapy instruments.

CEO and Chairman of the Board, 1997-2005. Executive Chairman, 2005-2006.

First round financing 1.5M completed 4/6/99.
Second round financing 9.6M completed 5/1/2002
Third round financing 12.1M completed 6/7/04
Sold to Johnson and Johnson for 105M on 5/8/2006

January 21, 1998

Wilmington, Delaware
Incorporator of SenoRx, Inc. (formerly BiOpsolution, Inc.), a Delaware corporation formed for the Production and Distribution of breast cancer therapy instruments.

CEO and Chairman of the Board from incorporation until 5/1/99, Chairman of the Board until IPO in 2006.

First round financing of 3 M completed 3/24/98.
Second round financing of 8.7 M completed 10/5/99.
Third round financing of 19 M completed 7/5/01.
S-1 filed on 5/25/2006 with the SEC, NASDAQ listed with the symbol "SENO"
Purchased by C.R. Bard in May, 2010 for 213M

1999 – 2001

Director, Fischer Imaging Corporation
Denver, CO

2007 - present

Co-Founder, Salt Creek Fund I and Salt Creek Medical Device Development, LLC (see <http://www.saltcreekmedical.com/>)
1235 Puerta del Sol, Unit 700
San Clemente, CA 92673

2009 – present

Co-Founder and President, The Salt Creek International Women's Health Foundation (see <http://saltcreekfoundation.org>)
1235 Puerta del Sol, Unit 700
San Clemente, CA 92673

ACADEMIC HISTORY

Medical School	M.D., 1968 Stanford University School of Medicine Stanford, California 94305
Undergraduate	B.A. (Biology), 1963 Stanford University Stanford, California 94305
Academic Honors	Memorial Award, 1983 Association of University Radiologists Robert Alway Graduation Award, 1968 Stanford University School of Medicine Graduation with Honors, 1963 Stanford University
Hall of Fame	Omaha Central High School Omaha, Nebraska Inducted, 2009

INTERNSHIP, RESIDENCY, AND FELLOWSHIP

- July 1981 - June 1983
and
July 1985 - June 1986
- Resident, Diagnostic Radiology
Department of Diagnostic Radiology
Stanford University School of Medicine
Stanford, California 94305
- July 1983 - June 1985
- Fellow, Cardiovascular/Interventional Radiology
Department of Diagnostic Radiology
Stanford University School of Medicine
Stanford, California 94305
- June 1971 - July 1974
- Resident, Psychiatry
Department of Psychiatry
Stanford University School of Medicine
Stanford, California 94305
- July 1968 - June 1969
- Rotating Intern, Los Angeles County
Harbor General Hospital
1000 West Carson Street
Torrence, California 90509

OTHER STUDY AND RESEARCH

- 1976 - 1981
- Analytic Candidate
C.G. Jung Psychoanalytic Institute of
San Francisco
San Francisco, California 94109
- 1965 - 1968
- Research Fellow
Dean's Office Fellowship
Stanford University School of Medicine
Stanford, California 94305
and
Department of Pathology
Royal Postgraduate Medical School
London, England
- 1965 (Summer)
- Teaching Assistant
NIH Sponsored Program for Black High
School Students
Fleischman Medical Laboratories
Stanford University School of Medicine
Stanford, California 94305
- 1963 - 1965
- Research Assistant
Department of Physiology
Stanford University School of Medicine
Stanford, California 94305
- 1964 (Summer)
- Instructor
Department of Chemistry
Miles College
Birmingham, Alabama

1963 (Summer)

California Heart Research Fellow
Department of Physiology
Stanford University School of Medicine
Stanford, California 94305

MEDICAL BOARDS

American Board of Radiology

June 1987 Oral Examination

October 1983 Written Examination

American Board of Psychiatry and Neurology

June 1974 Board Eligible

National Board of Medical Examiners

March 1969 Part III

April 1968 Part II

June 1966 Part I

MEDICAL LICENSES

Physician and Surgeon License

1969 - present

State of California License No. G016735

1971 & 1972

Government of the District of Columbia No. 4552

Controlled Substances Registration Certificate

1969 - present

U. S. Department of Justice DEA No. AB0063507

Radiology X-ray Supervisor and Operator Certificate

1987 - 1997

State of California Certificate No. 128333

Radioactive Material License

1987 - 1997

State of California License 2278-30 Amendment 34

EMPLOYMENT

Academic Positions

- 1986 - 1994
Assistant Clinical Professor of Radiology
Department of Diagnostic Radiology
and Nuclear Medicine
Stanford University School of Medicine
Stanford, California
- 1974 - 1981
Assistant Clinical Professor
Department of Psychiatry & Behavioral
Sciences
Stanford University School of Medicine
Stanford, California
- 1976 - 1981
Founding Faculty
Pacific Graduate School of Psychology
Palo Alto, California
- 1974
Staff Psychiatrist
Locked Psychiatric Ward
Santa Clara Valley Medical Center
Stanford University Psychiatric Service
San Jose, California
- 1972 - 1974
Consultant & Administrator
Health Team Study Group
Sexual Dysfunction Clinic
Stanford University Medical Center
Stanford, California
- 1970 - 1972
Clinical Instructor & Attending Physician
Outpatient Clinics and Emergency Room
Department of Medicine
George Washington University Medical School
Washington, D.C.

Private practice

- 1987 - 1997
Private Practice of Radiology
Digital & Radiologic Imaging Associates, Inc.
26161 Marguerite Parkway, Suite D
Mission Viejo, CA 92691
- 1974 - 1981
Private Practice of Psychiatry
770 Welch Road, Suite 335
Palo Alto, California 94305

HOSPITAL STAFFS

- 1987 - 1997
Mission Hospital Regional Medical Center
Department of Surgery/ Section of Radiology
27700 Medical Center Road
Mission Viejo, CA 92691
- 1992 - 1997
Irvine Medical Center
Department of Radiology
16200 Sand Canyon Avenue
Irvine, CA 92718
- 1986 - 1994
Stanford University Hospital
Department of Nuclear Medicine and
Diagnostic Radiology
Stanford, California 94305
- 1974 - 1981
Stanford University Hospital
Department of Psychiatry
Stanford, California 94305
- 1974 - 1981
El Camino Hospital
Department of Psychiatry
Mt. View, California
- 1974 - 1981
Santa Clara Valley Medical Center
Department of Psychiatry
San Jose, California

MEDICAL SOCIETY MEMBERSHIP

- 1987 - present
Society for Cardiovascular and Interventional
Radiology (SCVIR), now, Society of Interventional Radiology (SIR)
(elected FELLOW 4/94)
- 1987 - 2001
Western Angiography and Interventional Society
- 1987 - 2007
Radiology Society of North America
- 1987 - 2003
Orange County Radiological Society, California
Radiological Society, and the American
College of Radiology
- 1987 - 1997
American Heart Association, Radiology Council
- 1987 - 1991
Orange County Medical Society, CMA, and AMA

PUBLIC SERVICE

- 1975 - 1979
Rehabilitation Panelist
State of California
State Department of Rehabilitation
San Jose, California

1975 - 1979
Forensic Psychiatry Panelist
Criminal Division
Superior Court of the State of California
County of Santa Clara
San Jose, California

1974 - 1979
Disability Panelist
State of California
Disability Evaluation Program
State Department of Health
Oakland, California

1974 - 1975
Consulting Psychiatrist
State of California
Department of Youth Authority
Northern California Youth Center
Stockton, California

1969 - 1971
Surgeon
United States Public Health Service
Washington, D.C.

1969 - 1971
Staff Associate and Epidemiologist
Epidemiology Section
National Cancer Institute
National Institutes of Health
Bethesda, MD

1969 - 1970
Volunteer Family Physician
Anacostia Neighborhood Health Clinic
Washington, D.C.

INVITED PRESENTATIONS

IFPA Meeting 2010, October 19-22, Santiago, Chile at the Crown Plaza Hotel, "Fetus and Placenta: A Perfect Harmony." Poster Presentation: Placenta formation, childbirth, and fibroid treatment; An integration and review.

The Hopkins Medical Device Network Speaker Series, April 3, 2008, Homewood Campus, Computational Science and Engineering Building (CSEB), Room B17, Johns Hopkins University, Baltimore, Maryland.

Sociedad Chilena de Mastologia, "Biopsia guiada por Imagenes: Programa de Evaluacion de la Calidad, Centro de Eventos Saval, 11 November, 2006, Santiago, Chile.

19th Annual Techniques in Advanced Gynecologic, Endoscopic & Laparoscopic Surgery, Mayo Clinic School of Continuing Medical Education. Lecture #1 Uterine Fibroid Physiology, Growth, Histology, and Blood Supply: Why UAE is Not the Optimal Technique. Lecture #2 Temporary Uterine Artery Occlusion: A Novel, Non-invasive Technique to Treat Fibroids. Fairmont Scottsdale Princess, Scottsdale, Arizona, October 26-28, 2006

Symposium Mammographicum 2006. Lecture #1, The Sir John Stebbings Lecture: "Breast interventional devices: How they evolve and define new subspecialties. Lecture #2, "Image guided breast biopsy programme quality evaluation." July 9 - 11, 2006, Bournemouth International Centre, UK

Seventy-First Meeting of the FDA Obstetrics and Gynecology Devices Panel, Tuesday, March 28, 2006, Gaithersburg Hilton, Gaithersburg, Md. General Topic - Pivotal Studies to Evaluate New Treatment Modalities for Symptomatic Uterine Fibroids. Vascular Control Systems Presentation at the Open Public Hearing 10:15-11:15 A.M..

The Henry O. Rappold Memorial Symposium: Uterine Artery Closure for the Treatment of Uterine Fibroids. St. Luke's Hospital 232 South Woods Mill Road, Chesterfield, MO 63017, March 10, 2006

Global Congress of Minimally Invasive Gynecology & AAGL 34th Annual Meeting. Expert Panel 1, Management of Fibroids without Abdominal Entry, 10:30-11:30 am. Hilton Chicago, Chicago, Illinois, November 10, 2005

MedVenture Associates II, III, IV, and V, Annual Meeting of Limited Partners, Mandarin Oriental Hotel, San Francisco, CA, March 21-22, 2005

Case Western Reserve Medical School and the University Hospitals of Cleveland.

- (1) Grand Rounds Lecture 7:30-8:30, "Temporary Uterine artery Occlusion for Fibroid Treatment, 1/7/2005
- (2) Gynecology Resident Conference 9:30-10:30, 1/7/2005
- (3) Obstetric Resident Conference 10:30-11:30, 1/7/2005

Reclaiming the Fibroid Patient: The Gynecologist's Answer to UAE: New Approaches to Uterine Artery Occlusion presented at Beyond Hysterectomy: The Contemporary Management of Fibroids – An International Congress, Hilton Scottsdale Resort, Scottsdale, AZ, April 13, 2003

MedVenture Associates II, III, and IV, Annual Meeting of Limited Partners, Claremont Resort and Spa, Berkeley, CA, March 3-4, 2003

Breast Imaging and Intervention into the 21st Century, Ocean Reef Club, Key Largo, FL, October 21-25, 2002

Breast Imaging and Intervention into the 21st Century, Sanibel Harbour Resort & Spa, Fort Meyers, FL, February 25 - March 1, 2002

Three Arch Partners, Annual Meeting of Limited Partners, Stanford Park Hotel, Menlo Park, CA, April 27, 2001

Breast Imaging and Intervention into the 21st Century, Amelia Island Plantation, Amelia Island, FL, March 19-23, 2001

Breast Imaging and Intervention into the 21st Century Camelback Inn Resort, Golf Club & Spa, Scottsdale, AZ, October 16-20, 2000

21st International Congress of Radiology 2000. Sheraton Buenos Aires Hotel and Convention Center, Buenos Aires, Argentina, September 4-8, 2000

Tuesday 16:45-18:30:

Burbank #1. Percutaneous breast biopsy equipment selection: stereotactic guidance machinery and biopsy devices (FNA, spring powered guns, the Mammotome, the MIBB, and the ABBI systems).

Burbank #2. The definitive treatment of uterine fibroids with uterine artery embolization.

Wednesday 8:30-10:00; 10:30-12:00:

Burbank #3. Ten steps needed to establish a percutaneous breast biopsy practice. Burbank #4. Percutaneous breast biopsy practice outcome analysis and standards. Wednesday 10:30-12:30

Burbank #5. The development of the Biopsy Mammotome -- When to use and how.

Burbank #6. Diagnostic accuracy of spring powered breast biopsy guns for atypia, for ductal carcinoma in situ, and for invasive breast cancers.

Breast Imaging and Intervention into the 21st Century, Sanibel Harbour Resort & Spa, Fort Meyers, FL, February 14-18, 2000

Uterine Artery Embolization: What is it and What are the Results, presented at Hysterectomies and Their Alternatives: the 10-Year Anniversary of the LAVH, The Royal Palms Hotel and Casitas, Phoenix, Arizona, September 30 - October 2, 1999.

Breast Imaging and Intervention into the 21st Century, La Costa Resort & Spa, Carlsbad, California, September 20 - 24, 1999.

A New Alternative to Uterine Artery Embolization, presented at the Second International Symposium on the Embolization of Uterine Myomata in conjunction with 11th Annual Scientific Meeting of the Society for Minimally Invasive Therapy, The Westin Hotel, Copley Place, Boston, Massachusetts, September 16-18, 1999.

Breast Imaging and Intervention into the 21st Century, Sanibel Harbour Resort & Spa, Fort Meyers, FL, February 8-12, 1999.

Making a Market in Male, Female Health, at the "Start-Up Symposium - from Models to Strategies", La Costa Resort, Carlsbad, California, November 8-10, 1998.

New Technologies in Breast Biopsy. The 2nd Annual Meeting of the Breast Cancer Society of Taiwan - Advanced Courses on Breast Imaging and Biopsy Technique, Grand Hyatt Hotel, Taipei, Taiwan, October 16, 1998.

Image Directed Breast Surgery, The 2nd Annual Terry Fox & Chang Gung Memorial Hospital International Cancer Symposium on Breast Cancer, Lin-Kou Medical Center/ Chang Gung Memorial Hospital, Taipei, Taiwan, October 17, 1998.

Breast Imaging and Intervention into the 21st Century, Beaver Run Resort, Breckenridge, CO, August 17-21, 1998.

Breast Diagnosis Update, Imaging and Clinical Issues. Park Nicollet Clinic, HealthSystem Minnesota, St. Louis Park, Minnesota, May 7-9, 1998:

- (1) Thursday, May 7: Keynote Address: Minimally Invasive Breast Surgery
- (2) Friday, May 8: Follow-up to Core Biopsy, final tabulation of accuracy for the 6000+ Core Biopsy Series and Devices beyond spring powered Tru-Cut needles,
- (3) Friday, May 8: Futuristic Look at Breast Interventions

Stereotactic Biopsy of the Breast, Breast Imaging and Intervention for the Practicing Radiologist, presented by the Association of University Radiologists at the Sheraton New Orleans Hotel, New Orleans, Louisiana, March 28, 1998.

Breast Imaging and Intervention into the 21st Century, Ocean Reef Club, Key Largo, Florida, February 23-27, 1998.

Stereotactic Biopsy, 3rd Annual Multidisciplinary Symposium on Breast Disease, A joint meeting of the American Society of Breast Disease, The Ritz-Carlton, Amelia Island, Florida, February 12-15, 1998.

How to Evaluate the Quality of an Image Guided Breast Biopsy Program, 3rd Annual Multidisciplinary Symposium on Breast Disease, A joint meeting of the American Society of Breast Disease, The Ritz-Carlton, Amelia Island, Florida, February 12-15, 1998.

Celebrate Research at Mission Hospital Day: Evaluation of a Percutaneous Biopsy Device, Mission Viejo, CA, December 4, 1997.

Stereotactic Breast Biopsy of ADH and DCIS Lesions: Improved Accuracy with a Directional, Vacuum-assisted Biopsy Instrument, Radiological Society of North America 83rd Scientific Assembly and Annual Meeting, Chicago, Illinois, November 30-December 5, 1997.

Mammazentrum Symposium, Abklärung Biopsie Chirurgie der Brustdiagnostik, Evangelisches Krankenhaus (Hospital), Parkhotel Schonbrunn, Vienna, Austria, November 20, 1997.

Stereotactic breast biopsy: improved tissue harvesting with the Mammotome. Mammadiagnostick 1997, Universitätsklinik für Radiodiagnostik, University of Vienna, Vienna, Austria, November 21, 1997.

The 1997 Ray A. Carter Memorial Lecture: The Evolution of Stereotactic Breast Biopsy from Core Needle Biopsy to the Biopsy Mammotome, The Society of Graduate Radiologists & Faculty, 24th Annual Radiology Symposium of the LAC+USC Medical Center, The Laguna Cliffs Resort at Dana Point, California, October 19, 1997.

Development of the Mammotome breast biopsy system & review of stereotactic breast biopsy. The Middlesex Hospital, London, England, October 13, 1997.

Breast Imaging and Intervention into the 21st Century, La Costa Resort and Spa. Carlsbad, CA, September 22-26, 1997.

The Development of the Percutaneous Breast Biopsy Program at Mission Hospital, Keynote Speech at the National Cancer Survivors' Day, "A Celebration of Life," Mission Hospital Regional Medical Center parking lot tent, Mission Viejo, CA 5/31/97.

Percutaneous Breast Biopsy from the Tru-Cut needle to the Mammotome. Annual Meeting of the American Society of Breast Disease. The Four Seasons Olympic Hotel, Seattle, Washington, 4/12/97.

Stereotactic breast biopsy: a replacement for surgical breast biopsy. Noon CME Lecture, Encino-Tarzana Regional Medical Center, Tarzana, CA 3/17/97

Evolution of Minimally Invasive Breast Surgery. The New York Metropolitan Mammography Society, The Stern Auditorium, Annenberg Pavilion, Mount Sinai Medical Center, New York, New York, 11/13/96.

Visiting Professor, Resident's Noon Teaching Conference. Memorial Sloan-Kettering Cancer Center, 1275 York Avenue, New York, New York, 11/13/96.

Minimally Invasive Biopsy of the Breast by Phillip Z. Israel, M.D., Steve H. Parker, M.D., Fred H. Burbank, M.D., David Hollander, M.D., George D. Herman, B.S.M.E., Thomas J. Fogarty, M.D., F.A.C.S., Scientific Exhibit SE-264 at the American College of Surgeons 82nd Clinical Congress, San Francisco, CA, October 1996,

Frequency of Excisional Breast Biopsy with Clear Margins with the Biopsys Mammotome. The Western Angiographic & Interventional Society, 26th Annual Meeting, The Ritz-Carlton Hotel, Maui, Hawaii, 9/26/96.

Percutaneous Stereotactic Breast Biopsy: Improved Accuracy with the Biopsys Mammotome. Pamela Youde Nethersole Eastern Hospital, Chaiwan, Hong Kong, China, 9/23/96.

Percutaneous Stereotactic Breast Biopsy: Improved Accuracy with the Biopsys Mammotome. Prince of Wales Hospital, The Chinese University of Hong Kong, Shatin, N.T., Hong Kong, China, 9/23/96.

Frequency of Excisional Breast Biopsy with Clear Margins with the Biopsys Mammotome. Society for Minimally Invasive Therapy, 8th Annual International Meeting, Villa Erba, Cernobbio, Italy, 9/19/96.

Percutaneous Stereotactic Breast Biopsy: Improved Accuracy with the Biopsys Mammotome. The Busto Arsizio Hospital, U.S.L. 3, Busto Arsizio, Italy, 9/18/96.

Percutaneous Stereotactic Breast Biopsy: Improved Accuracy with the Biopsys Mammotome. The Martin Luther Universitat Halle-Wittenberg, Halle, Germany, 9/16/96.

Breast Imaging and Intervention into the 21st Century, The Broadmoor Resort Hotel, Colorado Springs, Colorado, August 12-13, 1996.

Breast Imaging and Intervention into the 21st Century, Ocean Reef Club, Key Largo, Florida, February, 26 - March, 1, 1996.

64th Annual Scientific Meeting & Postgraduate Course, Southeastern Surgical Congress, Hyatt Regency Tampa, Tampa, Florida, Postgraduate Course: Breast Disease: The role of the surgeon in early diagnosis, including the role of stereotactic core needle biopsy, "A Radiologist's view", February 4, 1996.

Eighth Annual Mammography: Continuing Education for the Technologist in the 1990's, "A Hands On Approach," American Cancer Society, The Sheraton Resort and Conference Center, Industry Hills, CA, January 14, 1996.

Breast Biopsy "How-to" Workshop, Course No. 850, 8:30 AM, 12/1/95. Radiological Society of North America 81st Scientific Assembly and Annual Meeting, Chicago, Illinois, November 26-December 1, 1985.

Breast Cancer Diagnosis at Mission Hospital -- State of the Art 1995. Mission Hospital Regional Medical Center, Mission Viejo, California, November 14, 1995.

Breast Imaging and Intervention into the 21st Century, The Four Seasons Biltmore Hotel, Santa Barbara, California, October 9-13, 1995.

Breast Imaging and Intervention into the 21st Century, The Broadmoor Resort Hotel, Colorado Springs, Colorado, July 10-14, 1995

The Carol J. Weinstein 2nd Annual Memorial Lecture Series, Portland, Oregon:

(1) Establishing a Percutaneous Breast Biopsy Practice, Oregon Radiologic Society Monthly Meeting, 7:30-8:30 p.m. 5/18/95;

(2) Core Breast Biopsy, The New Gold Standard, Medical Grand Rounds, Legacy Emanuel Hospital & Health Center, 7:30-8:30 a.m. 5/19/95;
(3) Minimally Invasive Medicine - The Promise of the 21st Century, The Good Samaritan Foundation Annual Luncheon Meeting, The Heathman Hotel, Broadway Room, 12:30-1:30 p.m. 5/19/95.

Surgical or Stereotactic Biopsy?, My Perspective. Orange County Radiological Society monthly meeting. Orange, California, April 25, 1995

Breast Intervention: Workshop W112 (Sunday March 26), Workshop W412 (Tuesday March 28), Workshop W512 (Wednesday March 29), Workshop W812 (Thursday, March 30), each workshop 1.5 hours in length, SCVIR 20th Annual Scientific Meeting, Ft. Lauderdale, Florida, 1995

Breast Imaging and Intervention into the 21st Century, Marriott's Casa Marina Resort, Key West, Florida, February 13-17, 1995

Seventh Annual Mammography: Continuing Education for the Technologist in the 1990's, "A Hands On Approach," American Cancer Society, The Queen Mary Hotel, Long Beach Harbor, California, January 21&22, 1995

Core Breast Biopsy by Ultrasound and Stereotactic Guidance - The New Gold Standard. Grand Rounds, Northridge Hospital Medical Center, 18300 Roscoe Boulevard, Northridge, California, January 10, 1995
The Value of Stereotactic Breast Biopsy. Issues in Breast Cancer for the Primary Care Physician, St. Joseph Medical Center, Orange, California, October 29, 1994

How to Establish a Breast Biopsy Practice, Part I and Part II. Western Angiography and Interventional Society Annual Meeting, The Ritz-Carlton Hotel, Aspen, Colorado, September 24, 1994.

Breast Imaging and Intervention into the 21st Century, The Broadmoor Resort Hotel, Colorado Springs, Colorado, August 15-19, 1994

Stereotactic Core Needle Biopsy of the Breast. CME Lecture, Queen of the Valley Hospital, 1000 Trancas Road, Napa, CA, May 27, 1994

Establishing a Practice in Breast Biopsy, Plenary Session, 20th Annual Scientific Meeting of the SCVIR, San Diego Convention Center, San Diego, California, March 23, 1994

Breast Biopsy Workshop Leader, 20th Annual Scientific Meeting of the SCVIR, San Diego Convention Center, San Diego, California, March 23, 1994

Breast Imaging and Intervention into the 21st Century, The Ritz-Carlton Hotel, Laguna Niguel, California, February 21-25, 1994

Core Breast Biopsy by Ultrasound and Stereotactic Guidance -- The New Gold Standard. Medical Grand Rounds, Alta Bates Medical Center, Berkeley, California, January 4, 1994

Clinical Data Collection in a Breast Biopsy Clinic -- the Benign Follow-up Burden: 2.4 Follow-ups for every Breast Biopsy. Mammotest User's Meeting, 6:30-8:30 PM, (including Steve Parker, M.D., Apparao Mukkamala, M.D., Robert Schmidt, M.D., and Mary Lechner, M.D.) The Westin Hotel Chicago, Chicago, Illinois, November 28, 1993

Stereotactic and Ultrasound Directed Core Breast Biopsy. Department of Gynecology Grand Rounds, Hoag Memorial Hospital, Newport Beach, California, October 11, 1993

Breast Imaging and Intervention into the 21st Century, The Broadmoor Resort Hotel, Colorado Springs, Colorado, July 26-30, 1993

Image Directed Core Biopsies Throughout the Body with Special Reference to Breast Biopsies. Continuing Medical Education Programs:

- (1) at Mission Hospital Regional Medical Center, Mission Viejo, California, May 11, 1993,
- (2) at Irvine Medical Center, Irvine, California, May 12, 1993 and
- (3) at Samaritan Medical Center, San Clemente, California, May 21, 1993

Stereotactic Breast Biopsy Licensing Requirements, Radiologic Technology Certification Committee (RTCC), Radiologic Health Branch, Department of Health Services, State of California Health and Welfare Agency Quarterly Meeting, Holiday Inn, Oakland, California, March 25, 1993.

Stereotactic Breast Biopsy. President's Cancer Panel Special Commission on Breast Cancer, 3:00 pm - 3:15 pm, The Hyatt Regency Miami, Miami, Florida, March 19, 1993

Biopsy Workshop Leader, SCVIR 18th Annual Meeting, New Orleans, Louisiana, March 4, 1993

Establishing a Percutaneous Core Breast Biopsy Program in Orange County, Orange County Radiological Society, 7:00 pm - 9:00 pm, Hoag Memorial Hospital Conference Center, Newport Beach, California, February 26, 1993

Stereotactic Breast Biopsy Techniques. California Society of Radiologic Technologists 2nd Annual Spring Symposium. 9:30 am - 10:30 am Bash Auditorium at Western Medical Center, Santa Ana, California, February 20, 1993.

Core Breast Biopsy Basics -- Adequate Sampling. Mammotest User's Meeting, 6:30-8:30 pm, (including Michael Nelson, M.D., Lazlo Tabar, M.D., Steve Parker, M.D., Gilda Cardenosa, M.D., and Jeff Lovin, M.D.) The Westin Hotel Chicago, Chicago, Illinois, November 29, 1992

Image Directed Biopsies with Special Reference to Breast Biopsies. Western Angiographic & Interventional Society Annual Meeting, Mauna Lani Bay Hotel, Kohala Coast, Hawaii, September 22-26, 1992

Contrast Media Tonicity, Part II. Isotonic Ioxaglate versus standard Renografin for IV-DSA evaluation of the carotid bifurcation, a double blind prospective clinical trial: Association of University Radiologists Thirty-Third Annual Meeting, Nashville, Tennessee, May 12-17, 1985

Contrast Media Tonicity, Part I. Effects upon IV-DSA time-concentration curve peak and width, experimental studies: Association of University Radiologists Thirty-Third Annual Meeting, Nashville, Tennessee, May 12-17, 1985.

Region of Interest, "Spliced" Hybrid Subtraction Images: A Comparison with Standard Temporal Subtraction and Hybrid Subtraction Images: Radiological Society of North America Seventieth Scientific Assembly and Annual Meeting, Washington, D.C., November 25-30, 1984.

New Diagnostic Techniques: NMR and Digital Subtraction Angiography: 4th Annual Cardiovascular Nursing Symposium, Hyatt on Union Square, San Francisco, California, September 5-7, 1984.

Evaluation of Intravenous Hybrid Subtraction Digital Angiography for Carotid Artery Bifurcation Disease: Radiological Society of North America Sixty-Ninth Scientific Assembly and Annual Meeting, Chicago, Illinois, November 13-18, 1983.

Intravenous Digital Subtraction Angiography Contrast Media Time- concentration Curves: International Contrast Material Symposium, San Francisco, California, October 22&23, 1983.

Association of University Radiologists Memorial Award Paper: "Determinants of Contrast Enhancement for Digital Subtraction Angiography": Association of University Radiologists Thirty-First Annual Meeting, Mobile, Alabama, March 22-25, 1983.

The Effects of Volume and Rate of Contrast Media Injection on Intravenous Digital Subtraction Angiography: Radiological Society of North America Sixty-Eight Scientific Assembly and Annual Meeting, Chicago, Illinois, November 28-December 3, 1982.

A Quantitative In Vivo Comparison of Six Contrast Agents by Digital Subtraction Angiography: Association of University Radiologists Thirtieth Annual Meeting, Baltimore, Maryland, March 20-26, 1982.

Treatment of Behavioral Problems in a Group Environment: Golden Gate Group Psychotherapy Meeting, Palo Alto, California, June 9, 1973.

A Classification System for Sexual Dysfunction: Regional Meeting of the Society for the Scientific Study of Sexual Problems, Las Vegas, Nevada, June 1-3, 1973.

Computer Diagnostic Systems, Liver Disease: National Meeting on Computer Diagnostic Systems - American College of Clinical Pathologists, Atlanta, Georgia, 1971.

Computer Diagnostic Systems, An Overview: National Meeting on Computer Diagnostic Systems - American College of Clinical Pathologists, Las Vegas, Nevada, 1970.

PUBLISHED ARTICLES

57. Burbank, F. History of uterine artery occlusion and subsequent pregnancy. *Am J Roentgenol.* 192:1593-1600, 2009
56. Burbank, F. Are fibroids that become endocavitary after uterine artery embolization necessarily a complication? *Am J Roentgenol.* 190:1227-1230, 2008.
55. Vilos, GA, Hollett-Caines J, Burbank F. Uterine artery occlusion: What is the evidence? *Clinical Obstetrics and Gynecology.* 49:798-810. 2006
54. Burbank F. Uterine fibroids: embolization and other treatments. *Journal of the American Association of Gynecologic Laparoscopists.* 11: 29 [Book Review]. 2004.
53. Burbank F. Childbirth and fibroid treatment by uterine artery occlusion: Do they share a common biology? *Journal of the American Association of Gynecologic Laparoscopists.* 11:138-152. 2004.
52. Burbank F. Pathologic features of uterine leiomyomas following uterine artery embolization [Letter]. *Int J Gynecol Pathol* 20:407-409, 2001.
51. Jackman RJ, Burbank F, Parker SH, Evans WP, Lechner MC, Richardson TR, Smid AA, Borofsky HB, Lee CH, Goldstein HM, Schilling KJ, Wray AB, Brem RF, Helbich TH, Lehrer DE, Adler SJ. Stereotactic Breast Biopsy of Nonpalpable Lesions: Determinants of Ductal Carcinoma in Situ Underestimation Rates. *Radiology* 218:497-502, 2001.
50. Burbank F, Hutchins FL Jr. Uterine artery occlusion by embolization or surgery for the treatment of fibroids: A unifying hypothesis -- Transient uterine Ischemia. *Journal of the American Association of Gynecologic Laparoscopists* 7 (No. 4, Supplement): S1-S49, 2000.
49. Garza Leal J, Burbank F, Altieri G, Jones M, Uyeno J. Myoma treatment by transient uterine ischemia. *Journal of the American Association of Gynecologic Laparoscopists* 7 (No. 3, Supplement): S31 [Abstract], 2000.
48. Burbank F, Altieri G, Jones M, Uyeno J. Fibroid treatment by transient uterine ischemia. *Obstet Gynecol* 95 (No. 4, Supplement 1):S26-S27 [Abstract], 2000.
47. Forcier N, Altieri G, Jones M, Burbank F. A new alternative to uterine artery embolization. 2nd International Symposium on the Embolization of Uterine Myomata, September 17-18,1999. UAE-02
46. Jackman RJ, Burbank FH, Parker SH, Evans PW, Lechner MC, Richardson TR, Tocino I, Wray AB. Accuracy of sampling ductal carcinoma in situ by three stereotactic breast biopsy methods. *Radiology* 209(P): 197 [Abstract],1998.
45. Burbank F, Parker SH. Methods for analysis of one-step breast biopsy programs. *Breast J* 4: 307-323,1998.
44. Carter JE, Belville J, Burbank F. The role of uterine artery embolization in the treatment of uterine leiomyomata and severe menorrhagia in a private community hospital. Annual Regional Meeting of the International Society for Gynecologic Endoscopy, [Abstract], August 27-29,1998, Okura Hotel, Amsterdam, The Netherlands.
43. Burbank F. Specimen weights obtained with 14- and 11-gauge breast biopsy probes [Letter]. *Radiology* 208:269-270,1998.
42. Burbank F, Parker SH. Methods for evaluating an image guided breast biopsy program. Seminars in Breast Disease: Radiologic, Pathologic, and Surgical Considerations. W. B. Saunders Company, Philadelphia, PA, pages 71-83,1998.



41. Jackman RJ, Burbank FH, Parker SH, Evans PW, Lechner MC, Richardson TR, Tocino I, Wray AB. Atypical ductal hyperplasia diagnosed by 11-gauge, directional, vacuum-assisted breast biopsy: How often is carcinoma found at surgery? *Radiology* 205(P):325 [Abstract],1997.
40. Jackman RJ, Burbank FH, Parker SH, Evans PW, Lechner MC, Richardson TR, Tocino I, Wray AB. Accuracy of sampling microcalcifications by three stereotactic breast biopsy methods. *Radiology* 205(P):325 [Abstract],1997.
39. Jackman RJ, Burbank FH, Parker SH, Evans PW, Lechner MC, Richardson TR, Tocino I, Wray AB. Atypical ductal hyperplasia diagnosed at stereotactic breast biopsy: improved reliability with 14-gauge, directional, vacuum-assisted biopsy. *Radiology* 204:485-488,1997.
38. Burbank F, Forcier N. Tissue marking clip for stereotactic breast biopsy; Initial placement accuracy, long-term stability, and usefulness as a guide for wire localization. *Radiology* 205:407-415,1997.
37. Burbank F. The current state of stereotactic core breast biopsy and mammotomy. *Min Invas Ther & Allied Technol* 6: 148-157,1997.
36. Burbank F. Mammothomy: Post-biopsy mammogram findings and CPT coding. *Administrative Radiology* 16:14-19,1997.
35. Burbank F. Mammographic findings after 14-gauge automated needle and 14-gauge directional vacuum-assisted stereotactic breast biopsy. *Radiology* 204:153-156,1997.
34. Burbank F. Stereotactic breast biopsy: Comparison of 14- and 11-gauge Mammothome probe performance and complication rates. *The American Surgeon* 63(11): 988-995,1997.
33. Burbank F. Stereotactic breast biopsy of atypical ductal hyperplasia and ductal carcinoma in situ lesions: improved accuracy with directional, vacuum-assisted biopsy. *Radiology* 202: 843-847,1997.
32. Burbank F. Frequency of excisional breast biopsy with clear margins with the Biopsys Mammothome [Abstract]. *Min Invas Ther & Allied Technol* 5 (Supplement 1): 39,1996.
31. Burbank F, Parker SH, Fogarty TJ. Stereotactic breast biopsy: improved tissue harvesting with the Mammothome. *The American Surgeon*, 62(9):738-744,1996.
30. Parker SH, Burbank F. State of the art: a practical approach to minimally invasive breast biopsy. *Radiology* 200:11-20,1996.
29. Burbank F. Stereotactic breast biopsy: Its history, its present, and its future. *The American Surgeon*, 62(2):128-150,1996.
28. Parker SH, Burbank FH, Hollander DS. Percutaneous breast biopsy with a new device [RSNA Program]. *Radiology* 197(P):408,1995.
27. Burbank F. Breast biopsy technique developed in tandem by manufacturer and clinic. *Advance for Administrators in Radiology and Radiation Oncology* 5:125-126,1995.
26. Parker SH, Burbank F. Percutaneous Core Biopsy of the Breast [Letter]. *Radiology* 196:582,1995.
25. Burbank F. Core Tissue Biopsy Using the Bard Biopsy System. A monograph published by C.R. Bard, Covington, GA,1994, pages 1-10.
24. Parker SH, Burbank F, Jackman RJ, et al. Final Reply [Letter]. *Radiology* 193:328,1994.
23. Parker SH, Burbank F, Jackman RJ, et al. Response to "Caution on Core" [Letter]. *Radiology* 193:326-327,1994.

22. Parker SH, Burbank F, Jackman R, Aucreman CJ, Cardenosa G, et al: Percutaneous large core breast biopsy: a multi-institutional study. *Radiology* 193:359-364,1994.
21. Burbank F. Nine steps to a new breast biopsy paradigm. *Supplement to Diagnostic Imaging*. 16 (5): 5-8,1994.
20. Burbank F, Kaye K, Belville J, Ekuan J, Blumenfeld M: 300 image guided automated core biopsies in the breast, chest, abdomen, and pelvis. *Radiology* 191:165-171,1994.
19. Burbank F and Belville J: Core breast biopsy, research, and what not to do [Letter]. *Radiology* 185:639-644,1992.
18. Burbank FH. Imaging-directed percutaneous biopsies with a biopsy gun [Letter]. *Radiology* 176:286-287,1990.
17. Burbank FH, Parish D, and Wexler L: Echocardiographic-like angled views of the heart by magnetic resonance imaging. *Journal of Computer Assisted Tomography* 12:181-195,1988.
16. Burbank FH, Enzmann DR, Brody WR: Carotid Bifurcation: Results of spliced hybrid subtraction angiography compared with standard temporal and hybrid images. *Radiology* 160: 227-229,1986.
15. Burbank FH, Bradley BR, Yegnashankaran S, Enzmann DR: Contrast media tonicity, Part II. Isotonic ioxaglate versus standard renografin for IV-DSA evaluation of the carotid bifurcation, a double blind prospective clinical trial. *Invest Radiol* 21:340-347,1986.
14. Burbank FH, Thompson WM: Contrast Media Tonicity, Part I. Effects upon IV-DSA time-concentration curve peak and width, experimental studies. *Invest Radiol* 21:240-247,1986.
13. Thompson WM, Burbank FH, Freimarck RD, Hall A, et al: Digital radiographic evaluation of the bile ducts. *Invest Radiol* 20:956-960,1985.
12. Burbank F, Enzmann D, Keyes GS, and Brody WR: Hybrid intravenous digital subtraction angiography of the carotid bifurcation. *Radiology* 152: 725-729,1984.
11. Rubin DL, Burbank FH, Bradley BR, and Brody WR: An experimental evaluation of central vs. peripheral injections for intravenous digital subtraction angiography. *Invest Radiol* 19:30-35,1984.
10. Burbank F, Brody WR, and Bradley BR: The effect of volume and rate of contrast media injection on intravenous digital subtraction angiographic contrast media curves. *Journal of the American College of Cardiology* 4:308- 315,1984.
9. Burbank F: Association of University Radiologists MEMORIAL AWARD PAPER: Determinants of contrast enhancement for digital subtraction angiography. *Invest Radiol* 18:308-316,1983.
8. Burbank F, Brody WR, Hall A, and Keyes G: A quantitative in vivo comparison of six contrast agents by digital subtraction angiography. *Invest Radiol* 18:610-616,1982.
7. Burbank F: U.S. lung cancer death rates begin to rise proportionately more rapidly for females than for males: A dose-response effect? *J Chron Dis* 25:473-479,1972.
6. Burbank F and Fraumeni J: U.S. cancer mortality: Nonwhite Predominance. *J.N.C.I.* 49:649-659,1972.
5. Burbank F: A sequential space-time cluster analysis of cancer mortality in the United States: Etiologic implications. *Am J Epid* 95:393- 417,1972.

4. Berg JW and Burbank F: Correlations between carcinogenic trace metals in water supplies and cancer mortality. *Ann N Y Acad Sci* 199:249-264,1972.
3. Burbank F: Males dominate once again: U.S. cancer mortality. *N.E.J.M.* 285:461-462,1971.
2. Burbank F and Fraumeni J: Synthetic sweetener consumption and bladder cancer trends in the United States. *Nature* 227:296-297,1970.
1. Burbank F: A computer diagnostic system for the diagnosis of prolonged liver disease. *Am J Med* 46:401-415,1969.

BOOKS AND BOOK CHAPTERS


6. Burbank F. *Fibroids, Menstruation, Childbirth, and Evolution: The Fascinating Story of Uterine Blood Vessels*, Wheatmark Publishing, Tucson, Arizona, 291 pages, 2009, ISBN: 978-1-60494-170-8. **(BOOK cover below)**
5. Burbank F and Parker S: Stereotactic core breast biopsy. A replacement for surgical breast biopsy in *Surgical Technology International II*, San Francisco, California, edited by Michael H. Braverman, M.D. and Roy L. Tawes, M.D., pp 179-186, 1993. (CHAPTER)
4. Burbank FH and Enzmann DR: Developpements recents de l'angiographie numerisee (Chapitre 21), In: *Angiographie Numerisee*, Frija G, Gardeur D, and Schouman-Claeys E, editors, Aubin Imprimeur and Edition Marketing (editeur des preparations grandes ecoles medecine), Paris, pp 337-345, 1987. (CHAPTER)
3. Burbank F and Brody WR: Intravenous digital subtraction angiography contrast media time-concentration curves, In: *Digital Image Processing*, James AE, Anderson JH and Higgins CB, editors, Williams & Wilkins Press, Baltimore, Maryland, pp 99 - 107, 1985. (CHAPTER)
2. Burbank F: The treatment of sexual problems by group therapy, In: *Psychosexual Problems: Psychotherapy, Counseling and Behavioral Modification*, S. Crown, editor, Grune & Stratton, New York, pp 31-58, 1976. (CHAPTER)
1. Burbank F: Patterns in cancer mortality in the United States, 1950-1967. *Natl Cancer Inst Monogr No 33*:1-594, 1971. **(BOOK cover below)**



POSTGRADUATE MEDICAL COURSES

1991 - 1995, Director of a monthly course for new users of Stereotactic Breast Biopsy systems. The monthly course was held at the Mission Breast Care Center in Mission Viejo, CA. It was designed for 8-10 radiologists/ session to allow didactic instruction and direct "hands-on" experience on the theory and practice of percutaneous breast biopsy. Course carried 9 hours of CME credit.

1993 - 2002, co-originator (along with Steve H. Parker, M.D.), consultant, and lecturer at 20, week-long, "Breast Imaging and Intervention into the 21st Century," Continuing Medical Education courses (See collage of course booklet covers below).



Course Dates

Locations

- | | | |
|----|----------------|---------------------------------------------|
| 1) | 7/ 26-30/ 1993 | The Broadmoor Hotel, Colorado Springs, CO |
| 2) | 2/ 21-25/ 1994 | The Ritz-Carlton Hotel, Laguna Niguel, CA |
| 3) | 8/ 15-19/ 1994 | The Broadmoor Hotel, Colorado Springs, CO |
| 4) | 2/13-17/ 1995 | Marriott's Casa Marina Resort, Key West, FL |
| 5) | 7/ 10-14/ 1995 | The Broadmoor Hotel, Colorado Springs, CO |

- 6) 10/ 9-13/ 1995 Four Seasons Biltmore, Santa Barbara, CA
- 7) 2/ 26- 3/1/1996 Ocean Reef Club, Key Largo, Florida
- 8) 8/ 12-16/ 1996 The Broadmoor Hotel, Colorado Springs, CO
- 9) 2/ 24-28/ 1997 Ocean Reef Club, Key Largo, Florida
- 10) 9/ 22-26/ 1997 La Costa Resort and Spa, Carlsbad, CA
- 11) 2/ 23-27/ 1998 Ocean Reef Club, Key Largo, Florida
- 12) 8/17-21/ 1998 Beaver Run Resort, Breckenridge, CO
- 13) 2/8-12/ 1999 Sanibel Harbour Resort & Spa, Fort Meyers, FL
- 14) 9/ 20-24/ 1999 La Costa Resort and Spa, Carlsbad, CA
- 15) 2/14-18/ 2000 Sanibel Harbour Resort & Spa, Fort Meyers, FL
- 16) 10/16-20/ 2000 Camelback Inn Golf Club & Spa, Scottsdale AZ
- 17) 3/19-23/ 2001 Amelia Island Plantation, Amelia Island, FL
- 18) 11/4-9/2001 The Orchid Resort, Kohala Coast, HI
- 19) 2/25-3/1/2002 Sanibel Harbour Resort & Spa, Fort Meyers, FL
- 20) 10/21-25/2002 Ocean Reef Club, Key Largo, Florida

PEER REVIEWER for MEDICAL PUBLICATION

1. American Journal of Roentgenology (AJR)
Waverly Press
428 E. Preston Street
Baltimore, MD 21202
2. Journal of Computed Assisted Tomography (JCAT)
Raven Press, Ltd.
1185 Avenue of the Americas
New York, NY 10036
3. Radiology
550 North Broadway, Suite 206
Baltimore, MD 21205
4. Journal of Minimally Invasive Gynecology (JMIG)
(Formerly: Journal of the American Association of Gynecologic Laparoscopists)
also, Editorial Advisory Board 2009 - 2010
13021 East Florence Avenue
Santa Fe Springs, CA 90670
5. Gynecological Endocrinology
Taylor and Francis Group
Mortimer House
37-41 Mortimer Street
London, W1T 3JH, England
6. European Journal of Obstetrics & Gynecology and Reproductive Biology
Elsevier Science
360 Park Avenue South
New York, NY 10010

PATENTS

Available by Request or use Google Scholar and search "Fred Burbank" and "Fred H. Burbank."